



Industrial PC

CS86-BOX



PN: CS86-BOX

Content can change at anytime, check our website for latest information of this product.

www.chipsee.com

Contents

CS86-BOX	3
1. Product Overview	7
2. Ordering Options	8
2.1. Operating System	8
2.2. Optional Features	9
3. Hardware Features	10
4. Power Input	11
5. Connectivity	12
5.1. RS232/485 Connectors	12
5.2. USB HOST Connectors	13
5.3. LAN Connectors	14
5.4. HDMI Connector	15
6. Mounting Procedure	16
7. Mechanical Specifications	16
8. Disclaimer	17
9. Technical Support	17

CS86-BOX

Front View



Rear View



Side View 1



Side View 2



Product Overview

The CS86-BOX is a rugged, high-quality mountable multifunctional industrial PC without a display. Thanks to the integrated brackets and its light-weight construction, it can be firmly attached to any flat surface, such as industrial cabinets or walls.

CS86-BOX is powered by the high-performance Intel® Core™ i7 10510U quad-core (8 threads) CPU, but it can be scaled down to i5 10210U or Celeron® 3855U, depending on application requirements. The CS86-BOX Industrial Panel PC also features a broad range of connectivity options, allowing it to meet even the most demanding requirements in harsh industrial or outdoor environments.

Key Applications

- Industrial Automation
- Process Control
- Smart Grid Management
- CNC Manufacturing
- Environmental Monitoring
- Machine Vision Inspection
- Predictive Maintenance

Despite their cutting-edge performances, the offered CPUs consume very little power: their TDP is only 15W at respective base clock frequencies. From the ground-up, these CPUs are built for low power consumption. As such, they are best suited for mobile and power-constrained industrial or field applications.

A specially designed aluminum alloy housing with fins for increased heat dissipation serves as a passive cooler, eliminating the need for built-in fans. The fan-less design reduces noise, as well as the maintenance costs and efforts, increasing reliability at the same time.

Caution

Be careful when handling the product while it is operating: it might become hot under heavy CPU load.

Ordering Options

Most of the Chipsee products can be customized during the ordering process. The product will be shipped with the pre-installed factory defaults if no extra requirements are specified. The table in the [Hardware Features](#) section provides information about the default options bundled with the product.

Note

You can order [CS86-BOX](#) from the official [Chipsee Store](#) or from your nearest distributor.

Operating System

By default, CS86-BOX comes with the Linux operating system (OS) pre-installed. A different OS can be selected during the ordering process. In addition to Linux, CS86-BOX also supports Windows 7 and Windows 10 OS.

Optional Features

The CS86-BOX Industrial Panel PC offers the highest levels of scalability in the entire products portfolio. It can be configured with any of the three CPUs offered.

Feel free to contact Chipsee Technical Support at support@chipsee.com for all your customization needs.

CS86-BOX does not include WiFi/BT and/or 3G/4G modules by default. These modules are optional and can be selected at the Chipsee store during the ordering process.



Warning

Installation, repair, and maintenance tasks should be performed by trained personnel only.
Chipsee does not bear any responsibility for damage caused by inadequate handling of the product.

Hardware Features

The CS86-BOX Industrial Panel PC offers a broad range of performance and connectivity options for scalable integration, providing expandability according to future needs. Some of the key features are listed in the table below.

CS86-BOX	
CPU Options	Intel® Core™ i7 10510U/i5 10210U/Intel Celeron® 3855U; TDP=15W
GPU	Intel® HD integrated GPU, shared memory (CPU-dependent)
RAM	Default 4GB, up to 16GB (1 x SO-DIMM DDR4L - CPU-dependent)
Storage	Default mSATA 32GB SSD (supports up to 512GB)
USB	4 x USB 3.0 HOST ports (Type A)
LAN	2 x RJ45, GbE (Intel® I211), Wake on LAN (WoL) support
UART	Default 2 x RS232 (RS485 optional)
3G/4G	Optional, modules available from the manufacturer
WiFi/BT	Optional, modules available from the manufacturer
HDMI	1 x HDMI Out port
SATA	1 x mSATA, 1 x SATA
Power IN	12 to 24V DC
Current max. (15V)	800mA
OS	Default Linux, supports Windows 7, Windows 10
Operating Temp.	From -20°C to +60°C
Dimensions	249.2 x 152 x 34mm
Mounting	Panel mounting with fixtures
Weight	1300g

Table 274 Table 1: Key Features

Power Input

The CS86-BOX Industrial Panel PC can be powered by a wide range of input voltages: from 12V to 24V DC. The power input connector is a 2-pin, 3.81 mm screw terminal (*Figure 1*). The polarity of the power connector is clearly labeled on the housing itself: the '+' sign is the positive, while the '-' sign is the negative power supply input.




Figure 915: *Figure 1: Power Input Section*

The **POWER** button (*Figure 1a*) is located to the opposite side of the power input connector and can be used to switch the power ON or OFF.

The power input section of CS86-BOX features a range of protection features, including over-current, over-voltage, power surge, and reverse polarity protection, allowing it to meet stringent industrial safety regulations.



Figure 916: *Figure 1a: Power Button*

Note

If the product is used to control key processes, it is highly recommended to use an Uninterruptible Power Supply (UPS) to prevent critical data loss.

Connectivity

There are many connectivity options available on the CS86-BOX industrial PC. It has 4 x USB Type A connectors configured as HOSTS, 1 x HDMI port, 2 x RJ45 connectors supporting Gigabit Ethernet (GbE), and 2 x RS232 connectors that can be configured in RS485 mode as per request.

RS232/485 Connectors

Product has 2 x 9-pin D-Sub connectors (*Figure 2*) which are configured as RS232 interfaces by default. The two 9-pin D-sub connectors labeled **COM1** and **COM2** can be configured as either RS232 or RS485 communication interfaces. If different configuration is required, please get in touch with Chipsee technical support at support@chipsee.com



Figure 917: *Figure 2: D-Sub (2 x RS232/485)*

USB HOST Connectors

CS86-BOX is equipped with 4 x *USB 3.0* HOST connectors (*Figure 3*). Although fully compatible with USB 2.0 devices, the USB 3.0 interface provides 10 times more data transfer bandwidth than USB 2.0, making it best suited for fast peripherals that can utilize its full potential.




Figure 918: *Figure 3: 4 x USB 3.0 HOST Connectors*

LAN Connectors

2 x **LAN (RJ45) connectors** (Figure 4) provide Ethernet connectivity over standardized Ethernet cables. The integrated two-port Ethernet interface supports 10/100/1000BASE-T/TX specifications with automatic speed negotiation and Wake on LAN (WoL) functionality. Power over Ethernet (PoE) is not supported.



Figure 919: Figure 4: 2 x RJ45 GbE LAN Connectors

Note

Use CAT5 or better cables to achieve full data throughput over maximum distance defined by the 1000BASE-T standard (100m).

HDMI Connector

Although not equipped with the screen on its own, the The CS86-BOX Industrial Panel PC features 1 x **HDMI** connector. The HDMI connector (*Figure 5*) allows connecting an external monitor. HDMI output resolution can be configured by the software or the OS.



Figure 920: *Figure 5: HDMI Connector*

Mounting Procedure

The CS86-BOX Industrial Panel PC supports VESA 100 x 100 mounting pattern with 4 x M4 screws, enabling simplified installation onto any standard VESA mounting rack. Other mounting options might also be supported according to the table in the [Hardware Features](#) section.

You can find detailed information about mounting in the [Mount IPC Guide](#).

Mechanical Specifications

The outer mechanical dimensions of The CS86-BOX Industrial Panel PC are 249.2 x 152 x 34mm (W x L x H). Please refer to the technical drawing in the figure below for details related to the specific product measurements.

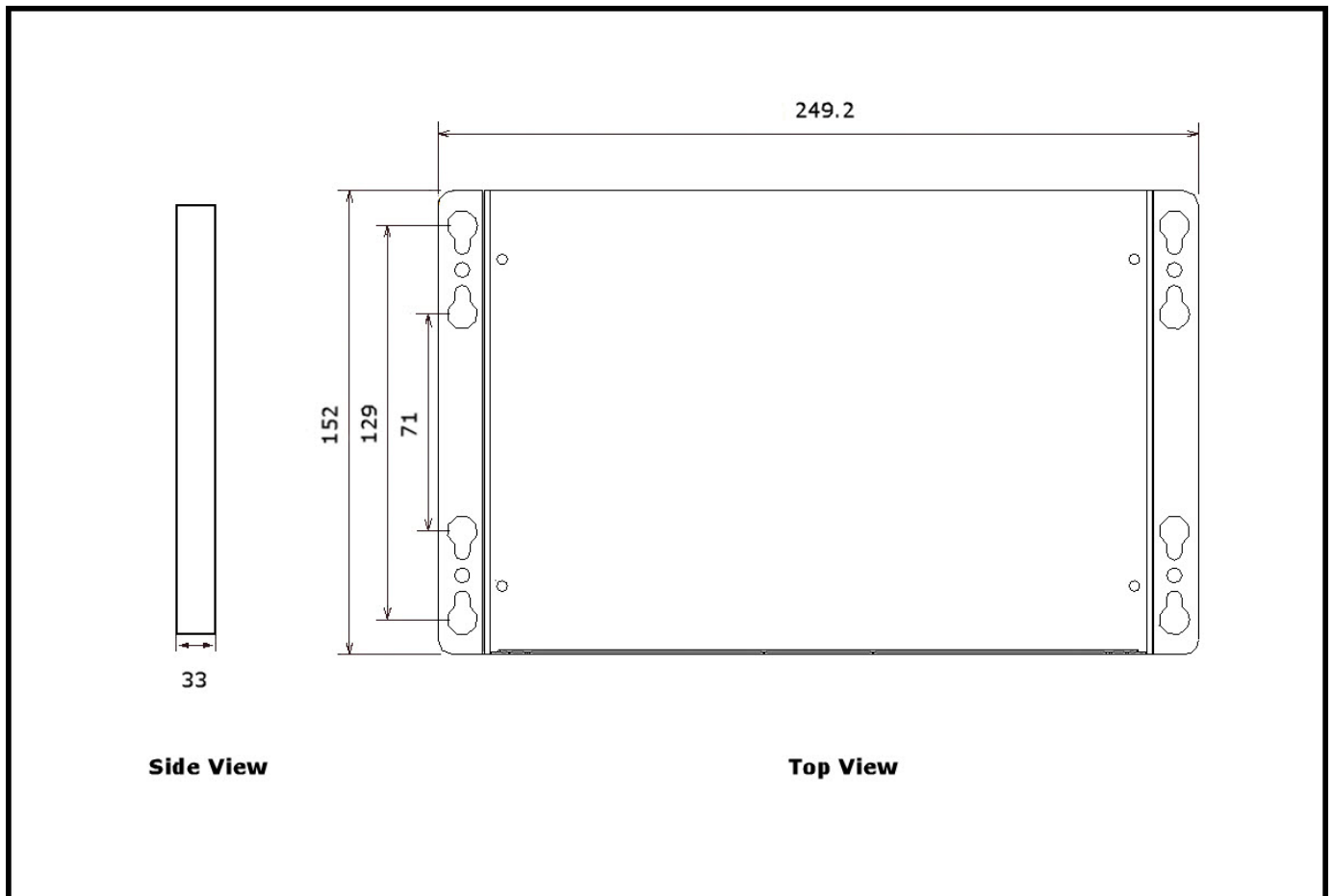


Figure 921: CS86-BOX Technical Drawing

Disclaimer

This document is provided strictly for informational purposes. Its contents are subject to change without notice. Chipsee assumes no responsibility for any errors that may occur in this document. Furthermore, Chipsee reserves the right to alter the hardware, software, and/or specifications set forth herein at any time without prior notice and undertakes no obligation to update the information contained in this document.

While every effort has been made to ensure the accuracy of the information contained herein, this document is not guaranteed to be error-free. Further, it does not offer any warranties or conditions, whether expressed orally or implied in law, including implied warranties and conditions of merchantability or fitness for a particular purpose. We specifically disclaim any liability with respect to this document, and no contractual obligations are formed either directly or indirectly by this document.

Despite our best efforts to maintain the accuracy of the information in this document, we assume no responsibility for errors or omissions, nor for damages resulting from the use of the information herein. Please note that Chipsee products are not authorized for use as critical components in life support devices or systems.

Technical Support

If you encounter any difficulties or have questions related to this document, we encourage you to refer to our other documentation for potential solutions. If you cannot find the solution you're looking for, feel free to contact us. Please email Chipsee Technical Support at support@chipsee.com, providing all relevant information. We value your queries and suggestions and are committed to providing you with the assistance you require.